

# STAINS RUN FROM 101

## PRECAUTIONARY STATEMENTS

**CAUTION:** May cause severe skin irritation or chemical burns to broken skin. For prolonged use, wear rubber gloves when handling product. Wash after handling. Avoid breathing vapors. Vacate poorly ventilated areas as soon as possible. Do not return until strong odors have dissipated.

**FIRST AID:** If contact with eyes occurs, flush with water for at least 15 minutes. Get prompt medical attention. If contact with skin occurs, wash with plenty of soap and water. If swallowed, drink large amounts of water. Do not induce vomiting. Call a physician or poison control center immediately.

**PHYSICAL OR CHEMICAL HAZARDS:** Mixing this product with chemicals (E.G. Ammonia, Acids, Detergents, Vinegar, Bowl Cleaners, etc.) or organic matter, will release chlorine gas which is irritating to eyes, lungs, and mucous membranes, and in some cases can be fatal.

**ADDITIONAL CAUTIONS:** Do not use on copper, aluminum, iron, silverware, porcelain, or other metal objects.

**STORAGE AND DISPOSAL:** Store this product in a cool dry area, away from direct sunlight and heat to avoid deterioration. In case of spill, flood areas with water. Product or remaining solutions that cannot be used should be given away or diluted with water and disposed down the drain. Do not reuse empty container but place in trash collection or offer for recycling where facilities accept colored HDPE bottles.

**ACTIVE INGREDIENT:** Sodium Hypochlorite CAS# 7681-52-9 Contains No Phosphates

## ENVIRONMENTAL COMMITMENT

- This bottle is coded for recycling.
- Check with your recycling facility to see if they accept colored HDPE bottles.
- 101 Bleach (after use) rapidly breaks down almost entirely to salt water.
- 101 Bleach is safe for waste water treatment systems and septic tanks.

## YOUR LAUNDRY AND 101 BLEACH

101 Bleach is specially designed to work with your favorite detergent in providing a whiter, brighter, and cleaner wash in a way that no other additive can.

**Enhances cold water washing:** 101 Bleach gives your favorite detergent extra boosting power in cold water, a temperature setting where most detergents need a little help.

**Separate your whites from colors:** Safe for most fabrics, however do not use 101 Bleach on silk, wool, mohair, leather, spandex and non-fast color fabrics. Always dilute 101 Bleach with water before using on any fabric.

**Bleach safety test for garments:** Combine 1 tablespoon of 101 Bleach and 1/4 cup of water to create a test solution. Use one drop from this solution on a hidden part of the fabric to check for any reactions to colors. Let the solution stand for 1 minute. If after blot drying there is no color change, then the article can be safely bleached.

**In the laundry:** Remove stains from food, soil, scorch or mildew by pretreating stained fabric with a solution of 1/4 cup of bleach to 1 gallon of warm water and soak for 5 minutes.

**At wash time,** add the right amount of 101 Bleach and detergent to the water before putting the laundry in. For best results, dilute 101 Bleach with a quart of water and add 5 minutes after the wash cycle has begun. Never pour bleach directly onto clothes. With automatic bleach dispensers, carefully follow the manufacturer's instructions.

**To hand wash,** combine 101 Bleach with 1 gallon of warm water, immerse for 15 minutes, wash then rinse.

## IN THE HOME AND WORKPLACE

101 Bleach is an effective deodorant and stain remover that enables you to use one product for many cleaning purposes.

**KITCHEN SINKS:** Add 2/3 gallon of water to the sink. Add 3/4 cup of 101 Bleach, let stand for five minutes. Drain and rinse the sink.





**BASINS, TUBS and SHOWERS:** Applying a solution of 1 1/4 cups of 101 Bleach and 2 gallons of water, wash for at least two minutes. Let stand 5 minutes before rinsing.

**TOILET BOWLS:** Pour 1 3/4 cups of 101 Bleach into bowl. Brush solution over all inside surfaces, let stand for 10 minutes and flush.

**GARBAGE CANS:** Mix 1 1/2 cups 101 Bleach with 5 gallons of warm water and wash surfaces. Soak for 10 minutes and let dry. Do not rinse or soak overnight.

**OUTDOORS:** Mix 1 1/4 cups of 101 Bleach with 2 gallons of water to remove stains from mold and mildew on siding, brick, tile, shingles and wood decks. Spray or brush on, wait five minutes and rinse. Be careful not to apply to vegetation.

MADE BY: James Austin Company  
Mars, PA 16046 • 724-625-1535

<b>Regular</b>		
Top Loading Washer add	1 cup	
<b>Large</b>		
Top Loading Washer add	1 1/2 cups	
<b>Front Loading</b>		
Washer add	3/4 cup	
<b>Hand Laundry</b>		
(2 gallons warm water) add	1/2 cup	

**For HE Machines:** Fill bleach dispenser to maximum level.



Deodorizes  
Whitens Clothes  
Removes Stains

# STAINS RUN FROM 101 BLEACH

Lavender  
Scent



**CAUTION:**  
IRRITANT-KEEP OUT OF REACH OF CHILDREN  
SEE BACK OF LABEL FOR ADDITIONAL CAUTIONS

64 FL OZ  
(2 QT) 1.89 L